

Rubik's®

RACE

SHAKE IT • SLIDE IT • SOLVE IT!

OBJECT

Race to slide your colored tiles and be the first to match the pattern shown on the Scrambler.

SETUP


Scrambler: Remove the Nine Colored Mini Cubes from the plastic bag and place them in the spaces on the black base. Snap the clear top into the base by aligning the tabs with the slots.

Frame: Place the frame into the groove on either side of the game base and position at 90 degrees. Then push both game base pieces together.

Tiles: Push each colored tile square into the top of a tile frame until it snaps into place.

GET READY

Move the frame to the upright position. Randomly place four tiles of each color in the trays on either side. There should be a total of 24 tiles and one empty space in each tray.



HINGED FRAME

GAME BASE

EMPTY SPACE

24 TILES



WARNING:

CHOKING HAZARD—Small parts.
Not for children under 3 years.


CONTENTS

- Game base with frame (3 Pieces)
- 48 Colored Tiles
- Scrambler (2 Pieces)
- 9 Colored Mini Cubes

LET'S PLAY!

1 SHAKE THE SCRAMBLER

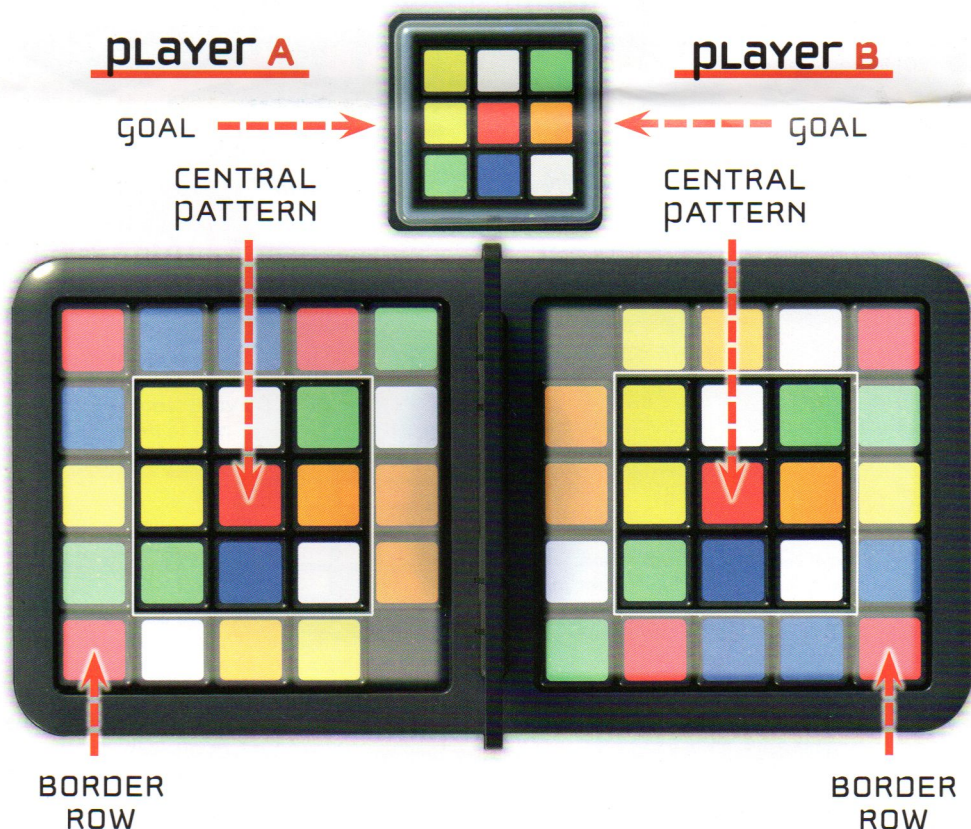
Place your hand over the Scrambler and give it a good shake to mix up the cubes. Keeping the Scrambler covered by your hand, shake it from side to side to settle the cubes into place.



2 REVEAL THE PATTERN

Place the Scrambler next to the game to reveal the pattern and begin the race!

Note: If more than 4 squares of the same color appear in the Scrambler, shake it again to create a new pattern.






3

START SLIDING

Players slide their tiles until the nine tiles in the center of their trays match those in the Scrambler. The border row of tiles around the central pattern does not count in this game. Each player must copy the pattern as seen from his or her position, not sideways or upside-down.

DID YOU WIN?

The first player to match the pattern slams down the frame and wins!




THE WINNING PLAYER SHAKES THE SCRAMBLER TO START THE NEXT RACE.


OTHER WAYS TO PLAY!

RELAY RACE


Using all 24 tiles, start with a random arrangement and race your way through these four patterns in sequence.




I and L



Stripes




Cross




Mix-up
(no touching tiles
of the same color)

THREE COLOR CONTEST


Trade tiles with your opponent so you each have eight tiles of three colors and race to create these patterns.



Boxed-in




Book-ends



Octopus

CUBE CHALLENGE

Try replacing the Scrambler with a Rubik's cube (sold separately) showing a random arrangement of colors (no more than four of each color on the sides facing the players). Each player must copy the pattern on the side facing him or her.



PLAYER A
copies this side.

PLAYER B
copies this side.

REINVENT RUBIK'S RACE

There's no need to stop here. Use your imagination to create different patterns and make up your own rules so you can play your personal version of Rubik's Race.

See our entire line of games and puzzles at:



Rubik's® Used under license Rubik's Brand Ltd. All rights reserved.

© 2016 University Games Corporation, San Francisco, CA 94110. All Rights Reserved. Retain this information for future reference.

MADE IN CHINA. B011352 10/17