

BATTLE LINE

Ancient battles were fought in organized formations. The leaders of both sides directed their forces along the battle line to gain tactical advantages. Overwhelm the opponent in the center, break through one of the flanks, or hold the position until the time has come for a decisive move. How will you muster the battle line?

Players: Two

Playing Time: 30 minutes

Components:

- ◆ This rule book
- ◆ 60 Troop cards, in six colors each with the values 1 to 10
- ◆ Ten Tactics cards (white, with different backs)
- ◆ Nine Flags (wooden pieces)



PREPARATION

Lay out the nine Flags in a line between the two players. Cut the Troop deck until one player has the higher number—that player shuffles and deals seven Troop cards to each player's hand. Place the remaining Troop cards as a face-down deck at one end of the battle line. Shuffle the ten Tactics cards and place them as a face-down deck at the other end of the battle line.



OBJECTIVE

The players aim to create powerful formations on their side of the Flags to beat the formations on the opponent's side of the respective Flags. The first player to win **3 adjacent Flags** (a Break-through) or **any 5 Flags** (an Envelopment) achieves victory.

PLAY

The non-dealer plays first; play alternates thereafter. On his turn, a player selects either one Troop card or one Tactics card from his hand and places it face up on his side of the battle line. At the end of his turn, the player draws one card from either deck to refresh his hand to seven. When both decks run out, no further cards can be drawn, but play continues.

The Flags are won by formations of Troop cards played adjacent to the Flags. The Tactics cards are used to influence the formations.

TROOP CARDS

A player selects one of his Troop cards and places it face up on his side of the line adjacent to one Flag. There are three imaginary card "slots" on each side of the flag. In the course of the game each player may place a maximum of three Troop cards adjacent to each Flag, in order to create formations. The order in which the cards are played is irrelevant. To save space, later cards are placed partially covering former cards at the same flag.



When a player is unable to play any Troop card, he may pass or play a Tactics card on his turn, but his opponent still continues to play until the game is decided. Such situations may occur in two ways: a player may have filled all his available slots on his side of the battle line, or a player may have only Tactics cards in his hand.

FORMATIONS

The different formations from highest to lowest are:

- Wedge: Three cards of the same color with consecutive values.



- Phalanx: Three cards of the same value.



- Battalion Order: Three cards of the same color





- Skirmish Line: Three cards with consecutive values.





- Host: Any other formation.



When comparing two formations in the same category, the formation with the higher sum of all three card values is higher than the opposing formation.

This Red Battalion  beats this Blue Battalion 

If the two involved sums are equal, the formations are tied (see the Flags section below for resolution of ties).

This Host  is tied with this Host 



FLAGS



On his turn and before drawing his card from the deck, a player may claim one or more Flags. In order to do so, he must have a completed formation of three cards on his side of the Flag, and he must be able to prove that Troop cards on the opponent's side of the Flag cannot beat this formation.



If the opponent's side also contains three cards, the situation is obvious. If the opponent's side contains less than three cards, the claiming player must prove that the opponent will

not be able to create a winning formation, regardless of what Troop cards the opponent might play. For this purpose, the player may use the open information from the layout to show that certain cards are no longer available. The player may not use any information from his own hand. Unplayed Tactics cannot prevent a Flag claim.


If the formations on either side of a Flag are tied or at best could be tied, then the player who played (or would play) the last card into the formations loses the Flag. His opponent may claim it on his next turn.

This Wedge  beats this Phalanx  to claim Flag.

This Phalanx  beats  to claim Flag.

This Wedge  beats this  to claim Flag, if the Blue 7 and Blue 10 have been played.

When a player successfully claims a Flag, he takes the Flag and moves it to his side, beyond the cards that he played. Then neither player may place further cards adjacent to that Flag, nor may any Tactics card affect those cards.



TACTICS CARDS

There are ten Tactics cards. Tactics cards are played instead of Troop cards to influence the formations. A player may hold as many Tactics cards as he wishes within his hand size of seven, but may never play more than one more than his opponent has played. That means, a player can always play a Tactics card unless he has already played more than his opponent. Each Tactics card has a special function and belongs to one of the following three categories.

1. Morale Tactics

These cards are played into the player's layout in place of, and in a similar way to, Troop cards:

- **Leader (Alexander, Darius):** The Leaders are wild cards. Play a Leader like any Troop card, but define the color and value when the Flag is resolved. *For example, you have a Blue 8 in your layout. If you add a Leader, it gives you the option of adding a Blue 6, 7, 9 or 10 to make a Wedge, or an 8 to form a Phalanx.* Each player may only have one Leader on his side of the battle line. If drawn, a second leader remains unplayable in the player's hand until the end of the game.

- **Companion Cavalry:** Play this card like any Troop card of value 8, but define its color when the Flag is resolved.

- **Shield Bearers:** Play this card like any Troop card, but define its color and its value not larger than 3 when the Flag is resolved.

2. Environment Tactics

These cards are played face up on the player's near side of an unclaimed Flag, so that there is enough space for the Troop cards to be placed next to the Flag. Once played, the

Tactics cards stay in their position until the end of the game.

- **Fog:** The fog card disables all formations, and the Flag is merely decided on the basis of the total value of cards on each side.
- **Mud:** The claim for this Flag is now based on four cards on either side, so the formations need to be expanded. This makes it particularly difficult to achieve a Wedge or Phalanx.

3. Guile Tactics

These cards are played face up on the player's own side next to the Tactics card deck. All cards played there must be clearly visible and remain there until the end of the game.

- **Scout:** The player draws a total of three cards from one or both decks. Then he chooses any two cards from his hand and places them face down on top of their respective deck or decks.
- **Redeploy:** The player chooses any one Troop or Tactics card from his side next to an unclaimed Flag, and places it face up into another of his available slots, or discards it face up on his side next to the Tactics card deck. Do not cover any other discard.
- **Deserter:** The player may choose any one Troop or Tactics card from the opponent's side next to an unclaimed Flag, and discards it face up on the opponent's side next to the Tactics card deck. Do not cover any other discard.
- **Traitor:** The player may choose any one Troop card (but not a Tactics card) from the opponent's side next to an unclaimed Flag, and places it into an empty slot on his own side.

GAME END

When one player has successfully claimed three adjacent Flags or any five Flags, the game ends immediately with this player winning. Play halts; no other Flags may be claimed after that.

If several games are played, the winner always scores **5 points**, and the loser scores as many points as Flags he has claimed. The winner then starts the next game.

ADVANCED RULE

Once you have played the standard game a few times you may wish to try this variant. A player may only claim Flags at the beginning of his turn. This effectively delays claiming a Flag by one turn, enabling the opponent to modify the situation with his Tactics cards.



GMT Games, LLC

P.O. Box 1308, Hanford, CA 93232-1308

www.GMTGames.com

© 2007 GMT Games, LLC

GAME CREDITS:

Game Designer: Reiner Knizia

Project Coordinator: Andy Lewis

Art Director: Rodger B. MacGowan

Cover and Card Illustrations by: Rodger B. MacGowan ©2000

Card Design by: Mark Simonitch

Packaging Design by: Rodger B. MacGowan ©2000

Rulebook: Stuart Tucker, Mark Simonitch

Production Coordinator: Tony Curtis

Many thanks to all playtesters, in particular to David Farquhar for all his contributions to the development of the game.